

H 2 S

FIGURE 1

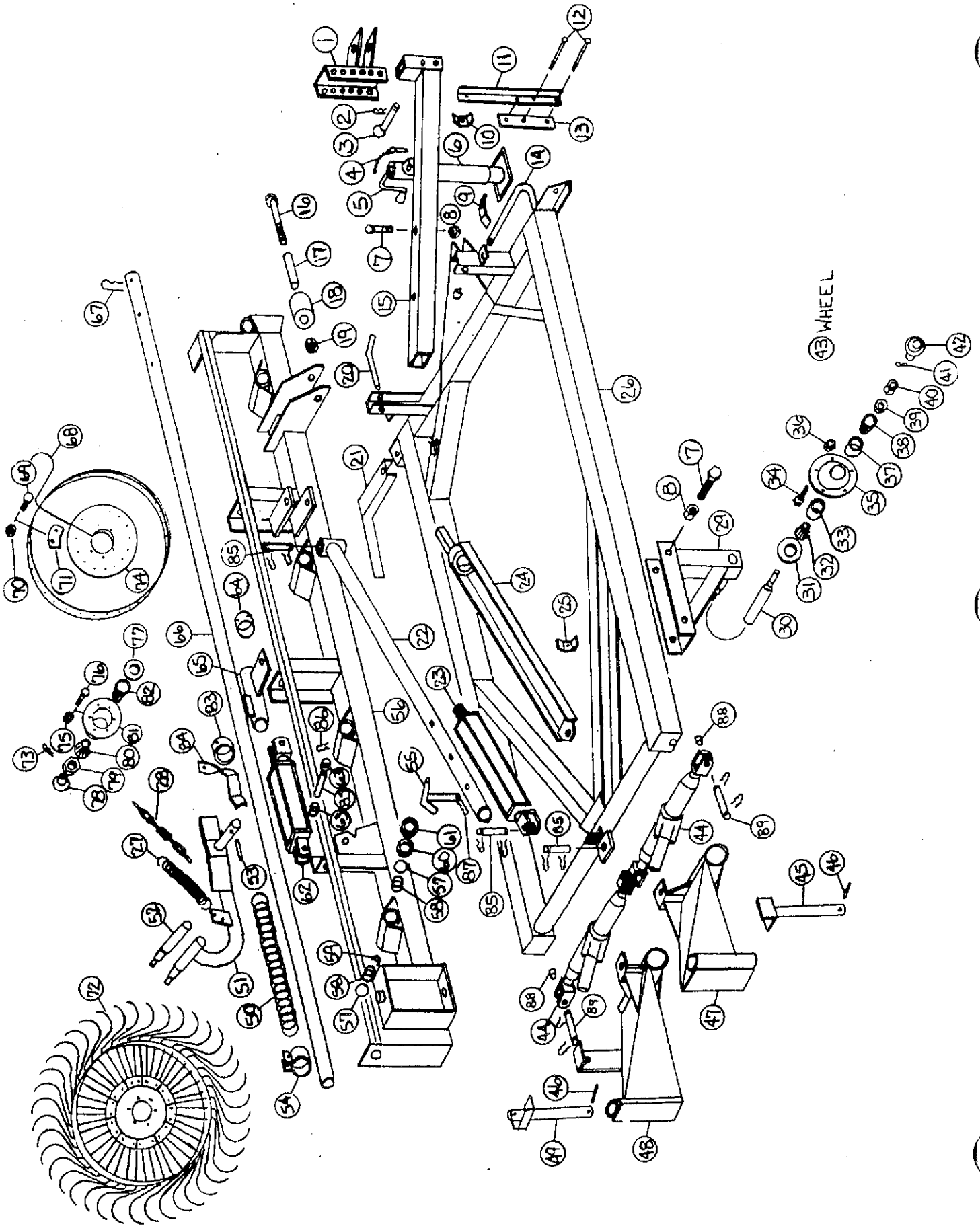


FIGURE 1
H&S 8 WHEEL DELUXE BI-FOLD RAKE
MAIN FRAME

ITEM	PART NO.	DESCRIPTION	ITEM	PART NO.	DESCRIPTION
1.	BFR129	Hitch	46.	T72	Cotter Pin
2.	BFR7	Hair Pin	47.	BFR352	Beam Hinge RH
3.	BFR5	Hitch Pin	48.	BFR353	Beam Hinge LH
4.	BFR4	Jack Pin & Chain	49.	BFR251	Hinge Pin LH
5.	B17B	Jack Handle	50.	BFR84	Compression Spring
6.	BFR223	Jack	51.	BFR265A	Rake Arm LH
7.	HE6	3/4" x 4-1/2" Bolt GR.5	*	BFR266A	Rake Arm RH
8.	HE7	Lock Nut	52.	BFR36	Rake Wheel Spindle
9.	23N67	Hose Bracket	53.	3G22	Roll Pin
10.	HE42	Front Hose Bracket	54.	BFR34	Pipe Clamp
11.	BFR336	Hose Angle	55.	BFR354	Width Adjustment Pin
12.	RG36	Bolt 3/8" x 4"	56.	BFR355	Rake Beam LH
13.	BFR337	Hose Holder	*	BFR356	Rake Beam RH
14.	BFR347	Hydraulic Pipe	57.	S99	"O" Ring
15.	BFR6	Pole	58.	G16	Bushing
16.	T157	1/2" x 5-1/2" Bolt GR.5	59.	BFR230	Spacer
17.	BFR360	Roller Axle	60.	BFR221	Poly Washer
18.	BFR226	Poly Roller	61.	BFR229	Steel Washer
19.	R29	1/2" Nut	62.	BFR69	Hydraulic Lift Cylinder
20.	BFR363	Locking Pin	63.	BFR47	Spacer
21.	BFR231	Ramp LH	64.	BFR83	Hydraulic Lift Clamp
*	BFR232	Ramp RH	65.	BFR357	Hydraulic Lift Bracket LH
22.	BFR348	Cylinder Rod	*	BFR358	Hydraulic Lift Bracket RH
23.	BFR349	Cylinder Complete	66.	BFR145	Lifting Pipe
24.	BFR350	Cylinder Stop	67.	BFR137	Hair Pin
25.	BFR257	Hose Bracket	68.	T176	Rake Wheel Tooth
26.	BFR351	Main Frame	69.	T175	10mm x 25mm Carriage Bolt
27.	BFR138	Spring	70.	T166	10mm Nut
28.	BFR140	Chain	71.	T178	Rake Tooth Clip
29.	BFR148	Axle Assembly RH	72.	T174	Rake Wheel LH
*	BFR149	Axle Assembly LH	*	BFR31	Rake Wheel RH
30.	BFR56	Spindle	73.	T169	Cotter Pin
31.	BFR57	Seal	74.	T179	Rake Wheel Center
32.	BFR58	Inner Bearing	75.	T166	10mm Nut
33.	BFR59	Inner Race	76.	T168	10mm x 25mm Bolt
34.	BFR143	Stud Bolt	77.	T163	Seal
35.	BFR60	Hub	78.	T173	Hub Cap
36.	BFR144	Nut	79.	T172	Nut
37.	BFR61	Outer Race	80.	T170	Outer Bearing
38.	BFR62	Outer Bearing	*	T171	Outer Race
39.	BFR63	Washer	81.	BFR32	Rake Wheel Hub
40.	BFR64	Nut	82.	T164	Inner Bearing
41.	BFR65	Cotter Pin	*	T165	Inner Race
42.	BFR66	Hub Cap	83.	BFR82	Pipe Clamp
43.	BFR67	Wheel 5 x 15	84.	BFR255	Spring Bracket LH
44.	T138	Ratchet Jack	*	BFR256	Spring Bracket RH
*	T139	Ratchet Jack Handle	85.	T143	Hydraulic Cylinder Pin
*	T140	Ratchet Jack Pawl	86.	T144	Clip Pin
*	T141	Ratchet Jack Spring	87.	X97	Hair Pin
45.	BFR248	Hinge Pin RH	88.	BFR367	Ratchet Jack Spacer
	NOTE: *	(Means Not Shown)	89.	BFR368	Ratchet Jack Pin

FIGURE 2
H&S 8 WHEEL DELUXE BI-FOLD RAKE
HYDRAULICS

ITEM	PART NO.	DESCRIPTION
1.	BFR347	Hydraulic Pipe
2.	BFR362	Hydraulic Hose 100"
3.	BFR69	Hydraulic Lift Cylinder
4.	23N234	3/8" Street Elbow
5.	BFR349	Hydraulic Open Cylinder
6.	BFR286	Hydraulic Hose 30"
7.	BFR74	3/8" Female Tee
8.	BFR315	Hydraulic Hose 20"
9.	BFR46	Hydraulic Hose 48"
10.	BFR287	Hydraulic Hose 36"
11.	BFR555	Adapter
12.	BFR554	Flow Valve
13.	JB82	Bushing

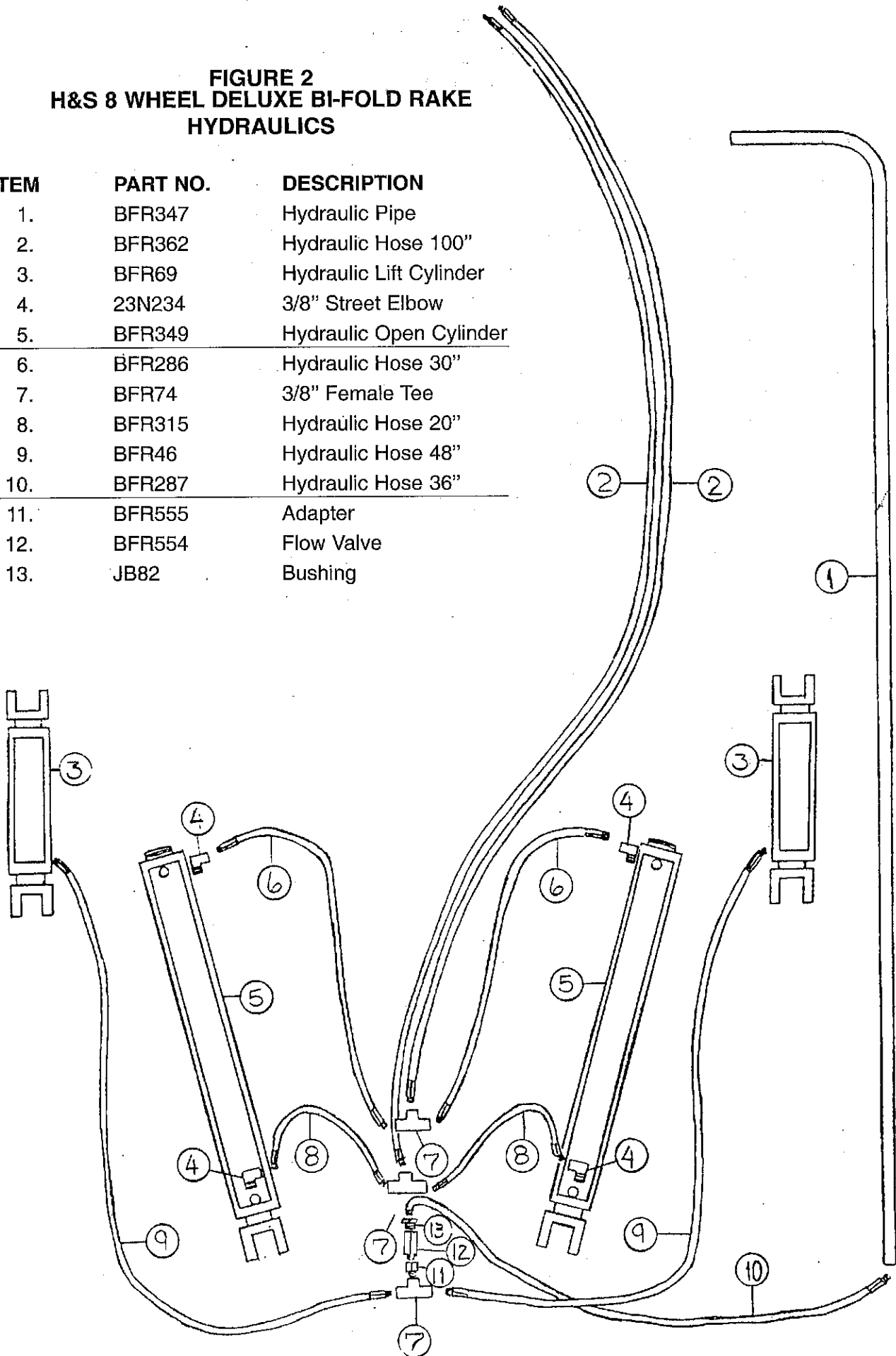
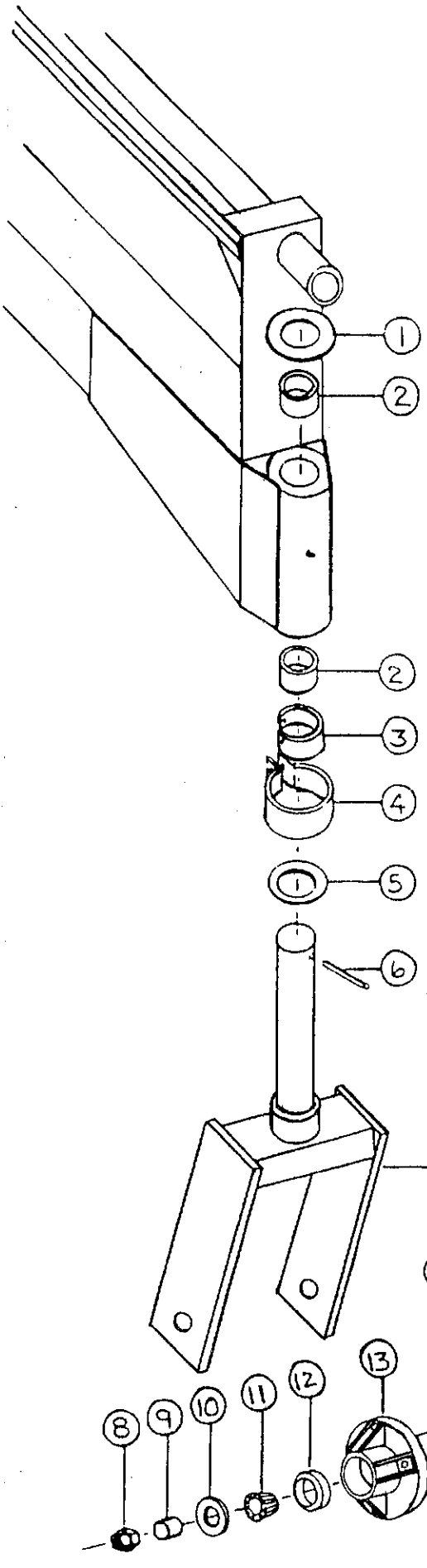


FIGURE 3
H&S 8 WHEEL DELUXE BI-FOLD RAKE
OUTBOARD GAUGE WHEEL



ITEM	PART NO.	DESCRIPTION
1.	BFR179	Washer
2.	BFR625	Bronze Bushing
3.	BFR267	Brake Pad
4.	BFR268	Brake
5.	BFR269	Bronze Washer
6.	F26	Roll Pin
7.	BFR270	Complete Fork
8.	BFR271	1" Nylon Lock Nut
9.	BFR272A	Spacer
10.	BFR273	Seal
11.	BFR274	Bearing
12.	BFR275	Race
13.	BFR276	Hub
14.	BFR277	Tire
15.	BFR278A	Spacer
16.	BFR279	Axle Shaft
17.	BFR280A	Wheel
18.	BFR325	Lug Bolt

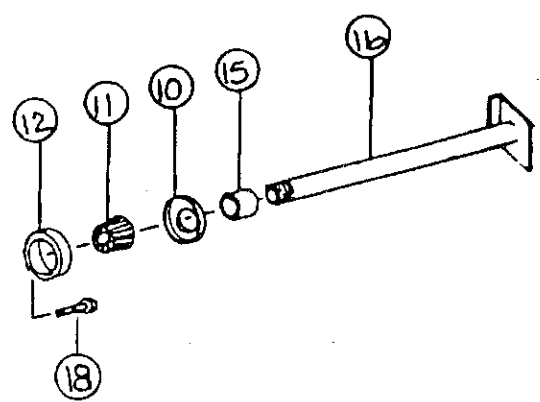
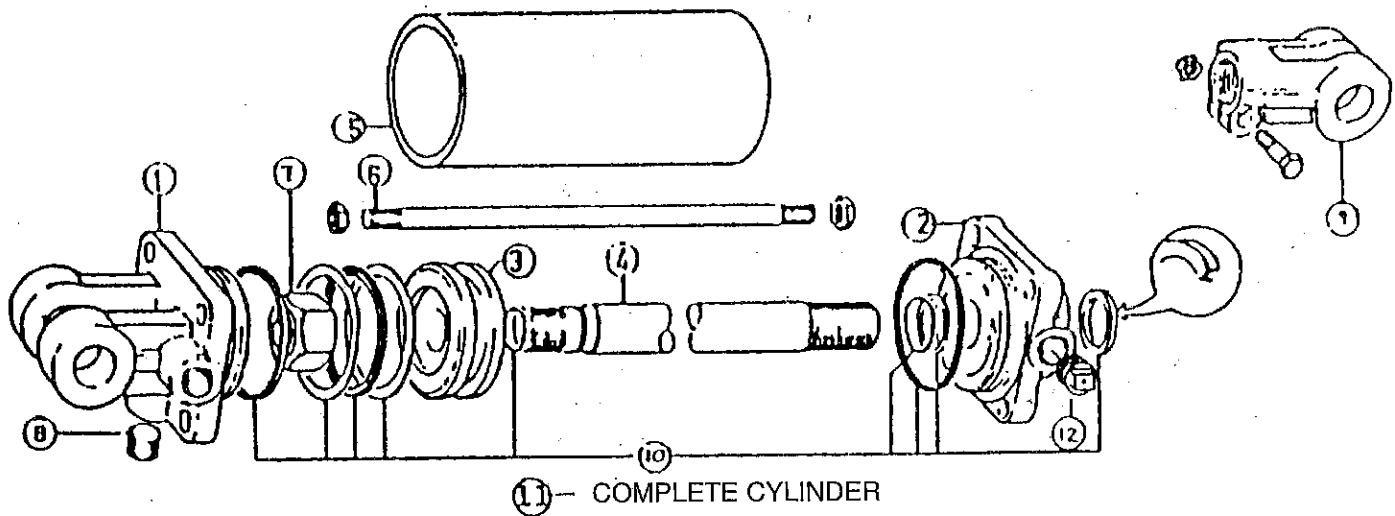


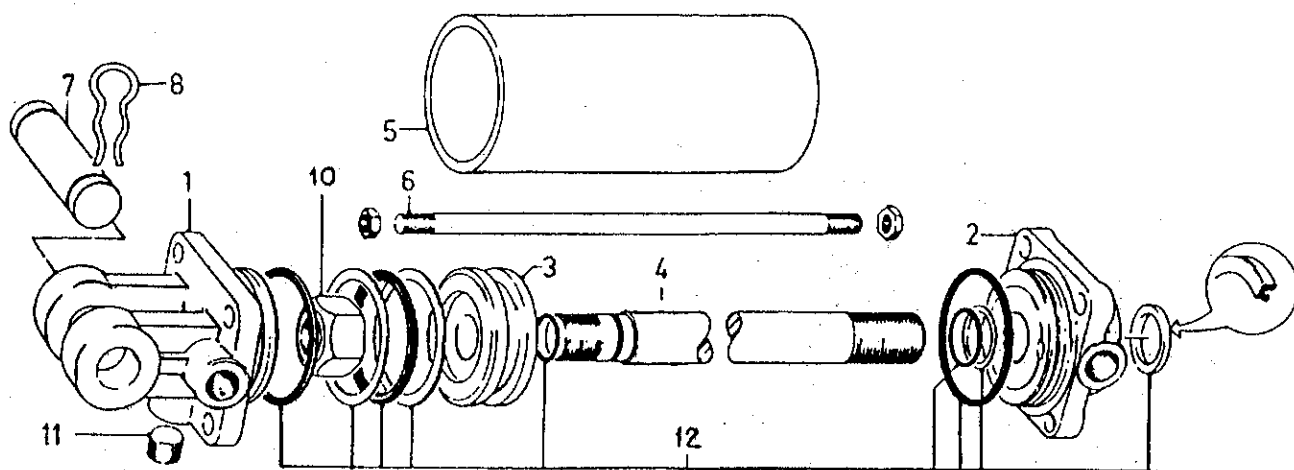
FIGURE 4



**H&S 8 WHEEL DELUXE BI-FOLD RAKE
HYDRAULIC LIFT CYLINDER**

ITEM	PART NO.	DESCRIPTION
1.	23N142	Clevis Cap
2.	23N143	Rod Cap
3.	23N144	Piston
4.	T184	Rod
5.	BFR68	Cylinder Tube
6.	T186	Tie Rod
7.	23N148	Piston Nut
8.	23N149	Plug
9.	23N150	Rod Clevis
10.	23N151	Seal Kit
11.	BFR69	Complete Cylinder
12.	BFR70	Vent Plug

FIGURE 5



9- COMPLETE CYLINDER

**H&S 8 WHEEL DELUXE BI-FOLD RAKE
HYDRAULIC OPENING CYLINDER**

ITEM	PART NO.	DESCRIPTION
1.	23N142	Clevis Cap
2.	23N143	Rod Cap
3.	23N144	Piston
4.	16SV168	Rod
5.	16SV169	Cylinder Tube
6.	16SV170	Tie Rod
7.	T143	Pin
8.	T144	Clip Pin
9.	BFR349	Complete Cylinder
10.	23N148	Piston Nut
11.	23N149	Plug
12.	23N151	Seal Kit

FIGURE 6

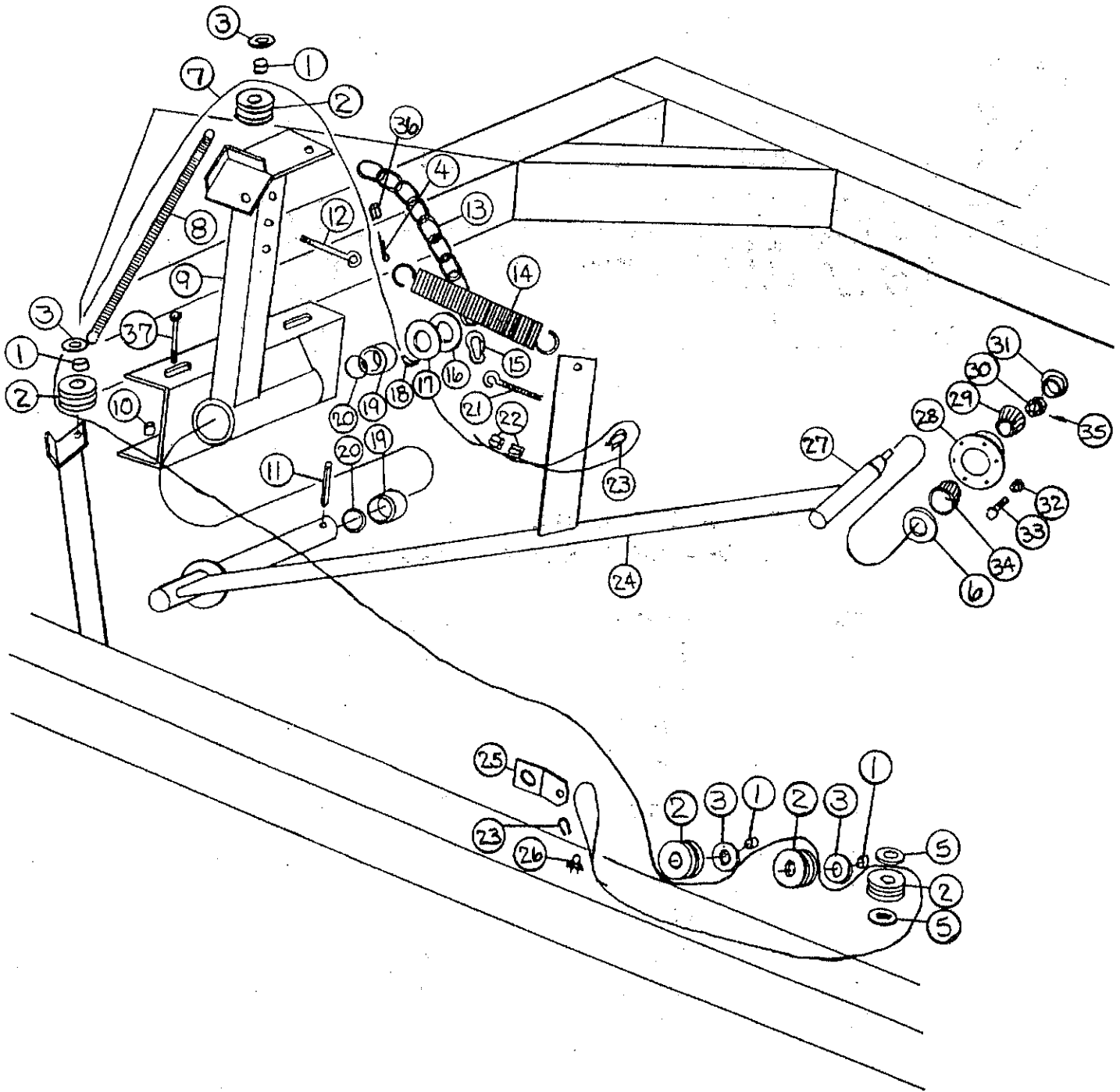


FIGURE 6
H&S 8 WHEEL DELUXE BI-FOLD RAKE
OPTIONAL CENTER KICKER WHEEL

ITEM	PART NO.	DESCRIPTION
1.	ST81	Spacer
2.	BFR292	Poly Pulley
3.	X67	3/8" Flat Washer
4.	T56	5/32"x1 1/2" Cotter Key
5.	T73	Washer
6.	T163	Seal
7.	BFR359	Cable
8.	23N187	Spring
9.	BFR293	Lift Tower
10.	BFR361	Spacer
11.	3G22	Roll Pin
12.	ES10	"1" Bolt
13.	BFR294	Kicker Arm Chain
14.	BFR138	Spring
15.	BFR295	Snap Hook
16.	BFR229	Steel Washer
17.	BFR221	Poly Washer
18.	BFR230	Spacer
19.	G16	Bushing
20.	S99	"O" Ring
21.	16SV255	3/8" x 2" I-Bolt
22.	ES15	Heavy Cable Clamp (crimped)
23.	ES14	Thimble
24.	BFR215	Kicker Arm
25.	BFR281	Cable End Bracket
26.	BFR220	Cable Clamp
27.	BFR36	Spindle
28.	BFR32	Hub
29.	T170	Outer Bearing
*	T171	Outer Race
30.	T172	Nut
31.	T173	Hub Cap
32.	T166	10mm Nut
33.	T168	10mm x 25mm Bolt
34.	T164	Inner Bearing
*	T165	Inner Race
35.	T169	Cotter Pin
*	BFR31	Rake Wheel RH
36.	ES5	Cable Clamp
37.	T20	Bolt 3/8" x 6" GR.5

NOTE: * (Means Not Shown)

